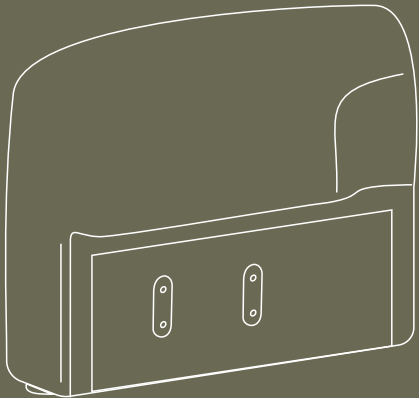
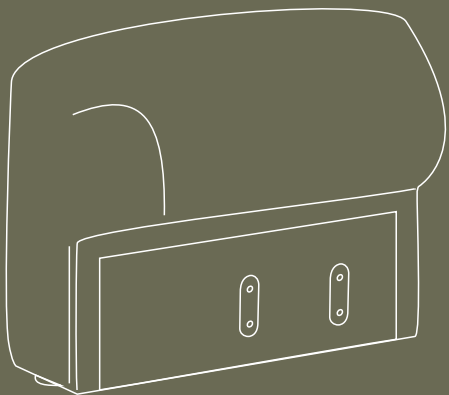


Torquay Modular Sofa

Left and Right Armrests

SCAN HERE
For a bit of help




POLOK

What's in the box*

*Not to scale

BOX 1



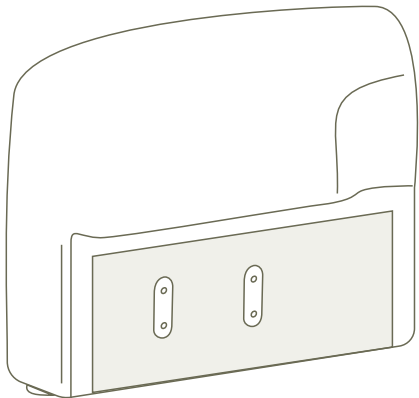
x1

Left Armrest



x2

Leg




x1

Right Armrest



x2

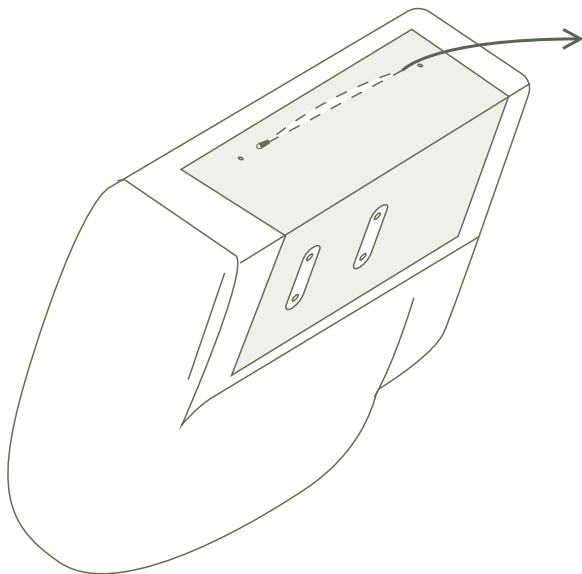
Leg



x2

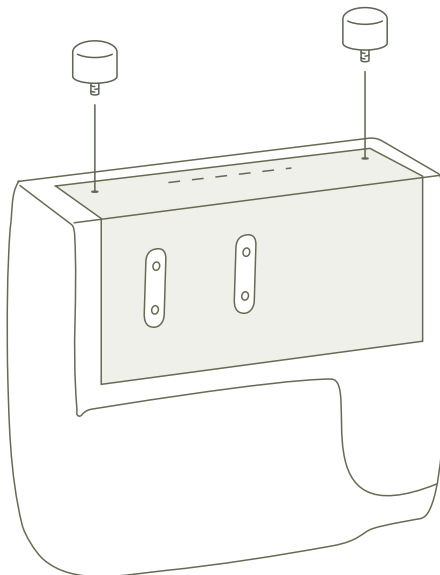
Pillows

- 1.** Remove the legs from the zipper pocket on both arms.


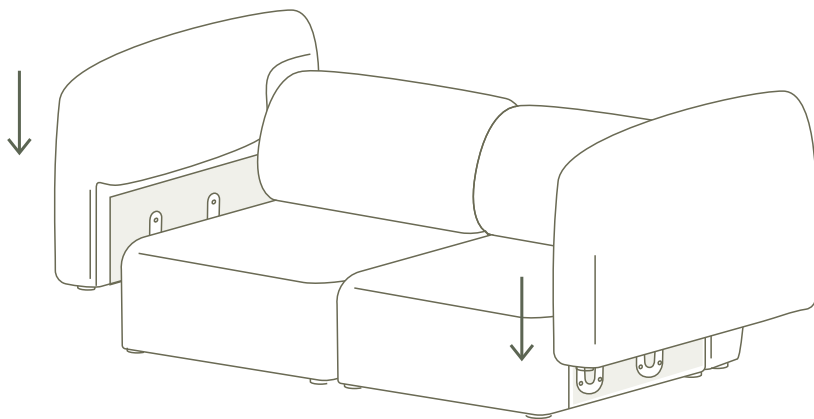
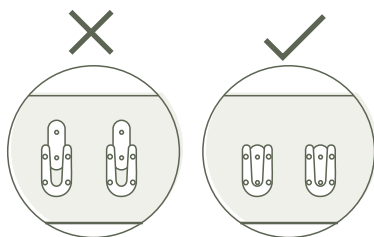


x2
Leg

- 2.** Screw the legs into the frame on both arms.



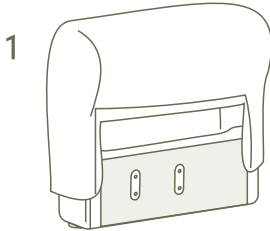
- 3.** Align the wedge brackets to connect the armrest module to the side modules and slide all the way down.




Cover Care Instructions

Your Koala Sofabed cover is removable and washable!
How good! Save this guide for when you wash your covers!

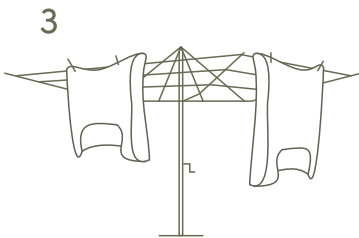
WASH INSTRUCTIONS



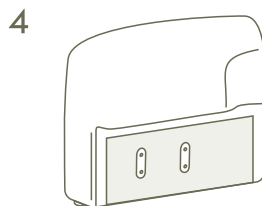
Remove the covers



To prevent shrinkage,
cold machine wash



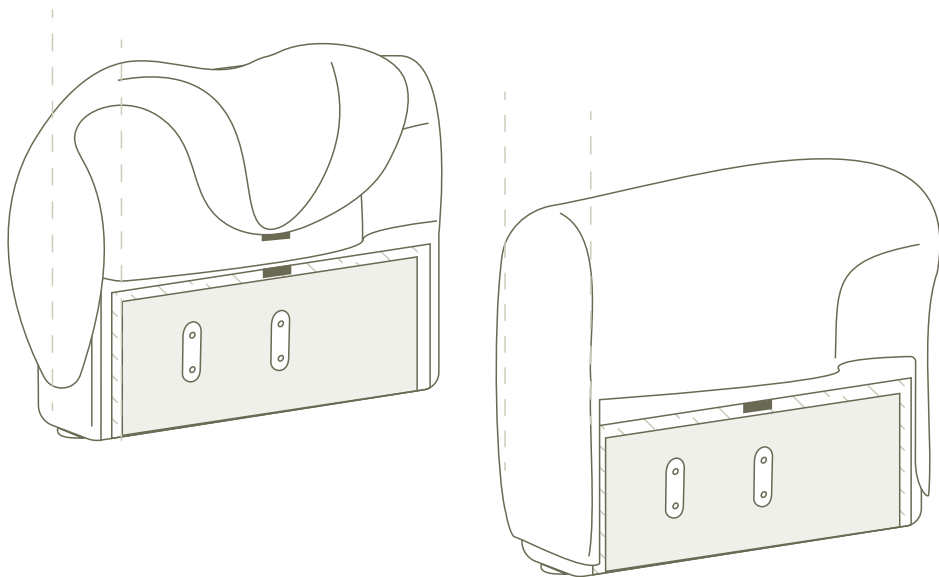
Line dry in shade



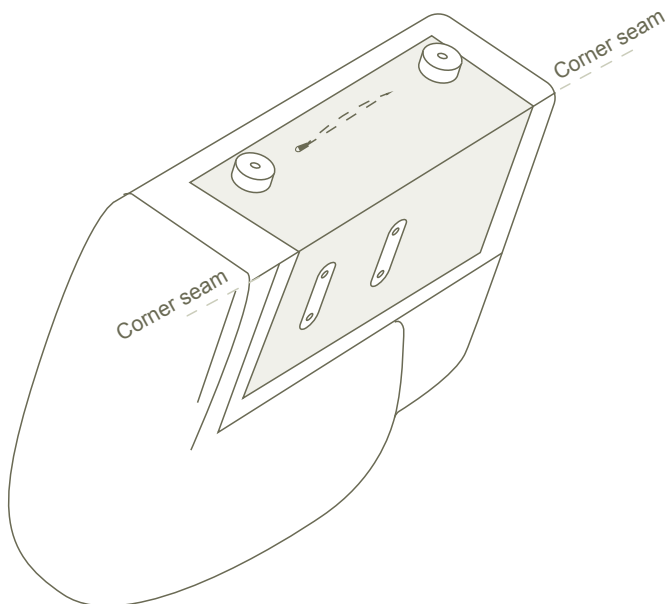
Re-fit the covers by
following steps 4-6

For even more detail, each cover has their own handy care labels.

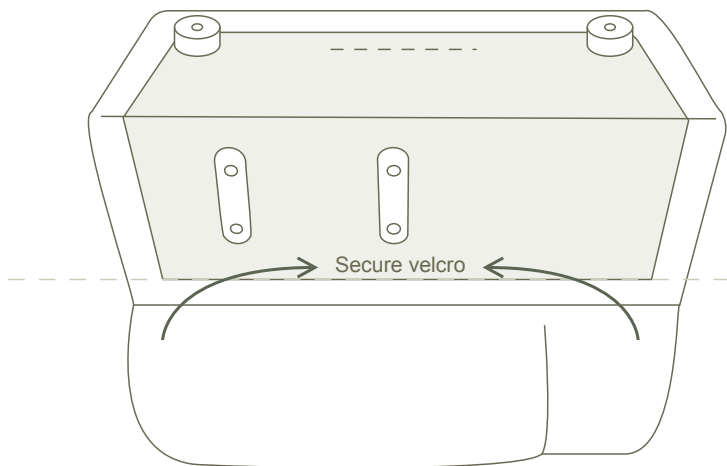
- 4.** Ensure Label on the frame and cover match and pull the cover over the frame



- 5.** Flip the frame over and secure the velcro starting with the bottom inside corners. Ensure the seam is lined up with the corner



6. Secure the remaining velcro.



Product Information and Care

LINING FABRIC

Regular Care (Weekly)

- Vacuum regularly using low suction.
- Protect from direct sunlight.

Spot Cleaning

- Remove any spills immediately by gently blotting any liquid with a clean cloth.
- Scoop up any solids before blotting the remaining liquid.
- Use a mild detergent to gently remove any loose soilage.
- Do not scrub with a stiff brush.
- Use a clean cloth to blot out any excess liquid.
- Avoid over wetting as this may result in a water mark.
- Allow the fabric to air dry in a well ventilated area away from direct sunlight.

NOTE: PRETEST THE CLEANING METHOD ON A HIDDEN AREA OF THE SOFA. IF CHANGE IN COLOUR, OR TRANSFER DO NOT CONTINUE.


PILLING

Pilling can occur occasionally as a result of normal daily wear and should not be considered a fault. Fibre pills can be removed with a battery operated pilling tool, available from most haberdashery stores.

REMOVABLE COVERS

For correct care of the removable covers refer to the care label inside covers for additional cleaning instructions.

WARNING: CARELESS USE OF CIGARETTES AND MATCHES COULD SET FIRE TO THIS PRODUCT.



Don't forget to recycle.

ko'ala